

# Diamond Lace Cowl

## By Kelly Miller



Materials: 1 skein Pollika Chunky Alpaca (109y/100g), 6.5mm 16” circular, stitch markers

This cowl is worked over 68 stitches with a lace pattern that repeats four times around. The 16-row pattern is repeated three times. The lace pattern is written out below as well as charted at the back.

Pattern:

Cast on 68 stitches. Join in the round being careful not to twist and knit one full round.

Please note all even rounds are knit the whole way around.

Row 1: P1, K1, P1, K3, YO, K1, S2KP, K1, YO, K3, P1, K1, P1

Row 3: P1, K1, P1, K1, K2tog, YO, K2tog, YO, K1, YO, ssk, YO, ssk, K1, P1, K1, P1

Row 5: P1, K1, P1, K2tog, YO, K2tog, YO, K3, YO, ssk, YO, ssk, P1, K1, P1

Row 7: P1, K1, P1, K4, YO, S2KP, YO, K4, P1, K1, P1

Row 9: P1, K1, P1, ssk, YO, K7, YO, K2tog, P1, K1, P1

Row 11: P1, K1, P1, K1, ssk, YO, K5, YO, K2tog, K1, P1, K1, P1



Row 13: P1, K1, P1, K2, ssk, YO, K3, YO, K2tog, K2, P1, K1, P1


Row 15: P1, K1, P1, K3, ssk, YO, K1, YO, K2tog, K3, P1, K1, P1

Make sure you have knit one row for Row 16! Repeat rows 1 – 16 three times total then knit another full round. Bind off loosely. Enjoy!

Chart is read from right to left starting at the bottom right corner.

Remember! All even rows are knit. Repeat rows 1 – 16 three times total then knit another full round and bind off loosely. Enjoy!

•		•				/	o		o	\				•		•	15
•		•			/	o				o	\			•		•	13
•		•		/	o						o	\		•		•	11
•		•	/	o								o	\	•		•	9
•		•					o		o					•		•	7
•		•	\	o	\	o				o	/	o	/	•		•	5
•		•		\	o	\	o		o	/	o	/		•		•	3
•		•				o				o				•		•	1

•	Purl
	Knit
/	K2tog
\	Ssk
o	Yarn over
	S2KP